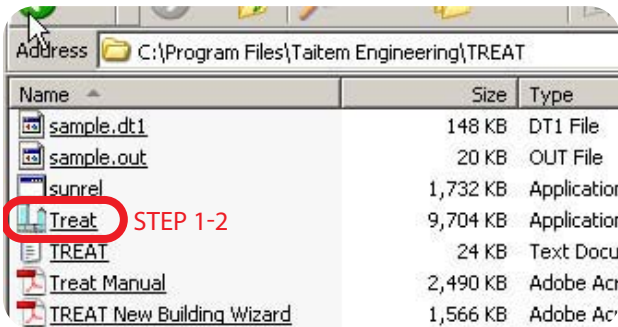


Vista has added extra new layers of security which conflict with the proper operation of TREAT. This document indicates steps involved to successfully work with TREAT in this new environment.

Step 1:

- Navigate to **C:/Program Files/ Taitem Engineering/TREAT/**
- Identify the **TREAT Application file**

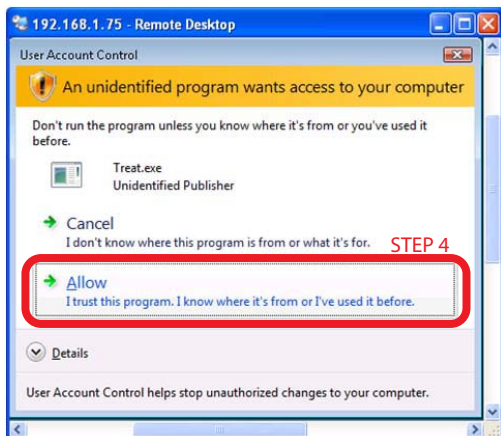
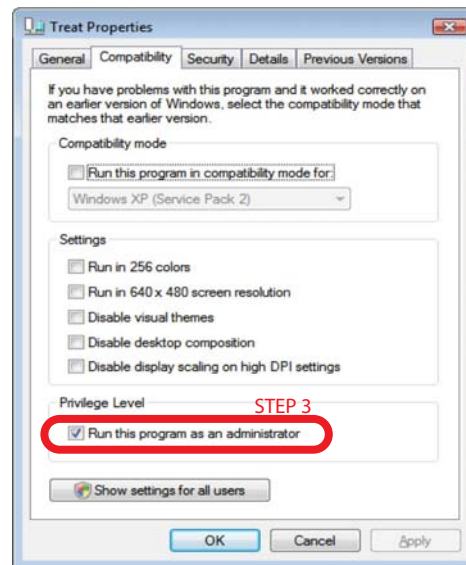


Step 2:

- **Right click** on the **TREAT Application file** and **Select Properties** on the context menu

Step 3:

- On this dialog, select **“Run this program as an administrator”** and close the dialog with “OK”
- Upon launching TREAT, you will be presented with this dialog, in which you should **select “Allow”**



Step 4:

- Please note that that you will now have to **select “Allow”** every time TREAT is launched